

## Alkaline Manganese Dry Battery AM9VF

### 1. Scope

This specification is applicable to the “Vinnic” brand Alkaline Manganese Mercury Free Dry Batteries supplied by CHUNG PAK BATTERY WORKS, LTD.

### 2. Technical Specification

2.1 Name (Designation) : AM9VF (Mercury free)

(IEC Designation) : 6LR61

2.2 Dimensions:

Height(H)	: 48.50	<sup>+0</sup> <sub>-2</sub>	mm
Width (W)	: 26.50	<sup>+0</sup> <sub>-2</sub>	mm
Thick (T)	: 17.50	<sup>+0</sup> <sub>-2</sub>	mm

2.3 Weight (approx) : 43~45 g

2.4 Nominal voltage : 9.0V

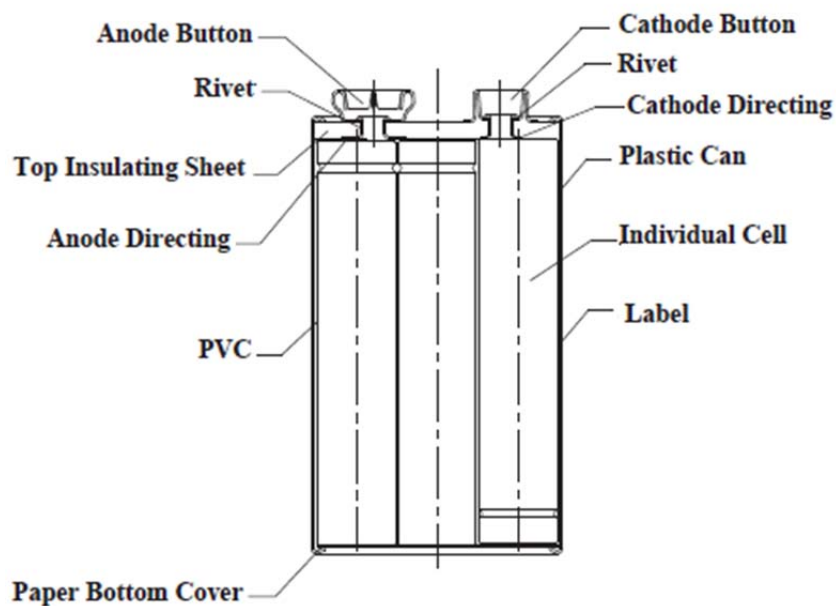
2.5 Typical capacity : 600 mAh at 270Ω 1hrs/day (E.V.5.4V)

2.6 Typical duration : 22 hrs at 270Ω 24hrs/day (E.V.5.4V)  
21 hrs at 270Ω 1hrs/day (E.V.5.4V)

2.7 Retention : 90% after 12 months storage(20℃)

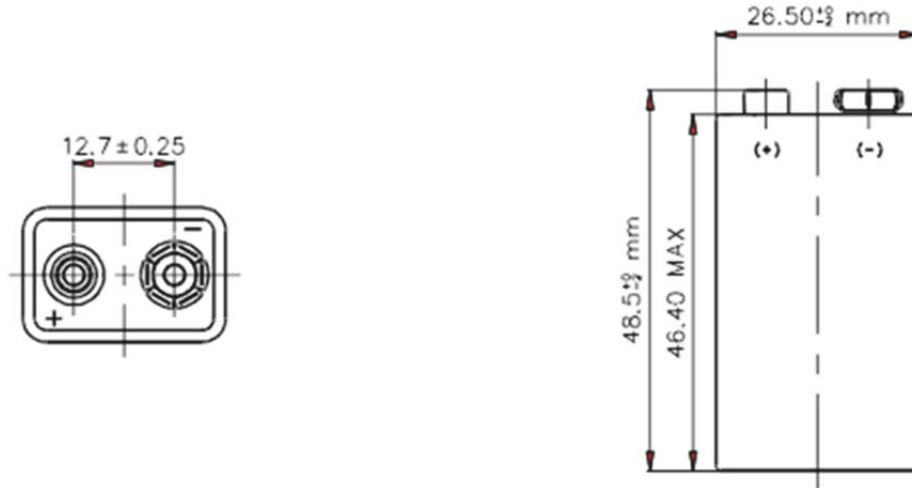
80% after 36 months storage(20℃)

2.8 The Drawing of The Finished Battery :



## Alkaline Manganese Dry Battery AM9VF

2.9 Outside shape dimensions and terminals:



### 3. Performance (For all test method, refer to Appendix 1)

#### 3.1 Electrical Characteristics

Storage Time	Open-circuit Voltage OCV(V)	Closed-circuit Voltage (270Ω,0.3s) CCV(V)	Short-circuit Current SCC(A)
Initial	≥9.60	≥9.00	≥5.00
After 12 months storage	≥9.40	≥8.50	≥3.00
After 36 months storage	≥9.20	≥8.40	≥3.00

#### 3.2 Discharge Performance

Reference Requirement	Discharge Condition			Average Minimum duration		
	Load resistance	Discharge method	End point Voltage(V)	Initial	After 12 months storage	After 36 months storage
REF	180Ω	1hrs/day	4.8 V	≥900 min	≥800 min	/
REF	180Ω	24hrs/day	4.8 V	≥900 min	≥800 min	≥660 min
IEC	270Ω	1hrs/day	5.4 V	≥21.5 hrs	≥20.5 hrs	/
REF	270Ω	24hrs/day	5.4 V	≥22 hrs	≥21 hrs	≥18 hrs
IEC	620Ω	2hrs/day	5.4 V	≥50 hrs	≥48 hrs	/

Remark: The word "initial" is applicable to the products elapsed one month or less after production, including those, to which tests have been started in less than three months after production.

## Alkaline Manganese Dry Battery AM9VF

Satisfaction Standard:

- 1) 9 piece of battery will be tested for each discharging standard;
- 2) The result of the average discharging time from each discharging standard shall be equal to or more than the average minimum time requirement; and no more than one battery has a service output less than 80% of the specified requirement.
- 3) One re-test is allowed to confirm the previous result.

### 3.3 Overdischarge electrolyte leakage resistance:

No deformation and no external electrolyte leakage shall be observed.

### 3.4 High temperature electrolyte leakage resistance:

No deformation and no external electrolyte leakage shall be observed.

3.5 Expiry date : 3 years after manufactured.

### 3.6 Safety Test

#### 3.6.1 Intended use tests and requirements (appendx : 1)

Test		Intended use simulation	Requirements
Electrical test A		Storage after partial use	No leakage (NL) No explosion (NE)
Environmental Tests	B-1	Transportation shock	No leakage (NL) No explosion (NE)
	B-2	Transportation vibration	No leakage (NL) No explosion (NE)
Climatic-temperature C		Climatic-temperature cycling	No explosion (NE)

#### 3.6.2 Reasonably foreseeable misuse tests and requirements

Test		Misuse simulation	Requirements
Electrical tests	D	Incorrect installation	No explosion (NE)
	E	External short circuit	No explosion (NE)
	F	overdischarge	No explosion (NE)
Environmental test G		Free fall	No explosion (NE)

**All of test (3.6) are meet IEC 60086-5 & GB 8897.5-2013.**

## 4. Content of heavy metals (meet IEC 2006/66/EC)

The following material content of heavy metals in the batteries:

Hg	Cd	Pb
<0.0001%	<0.001%	<0.001%

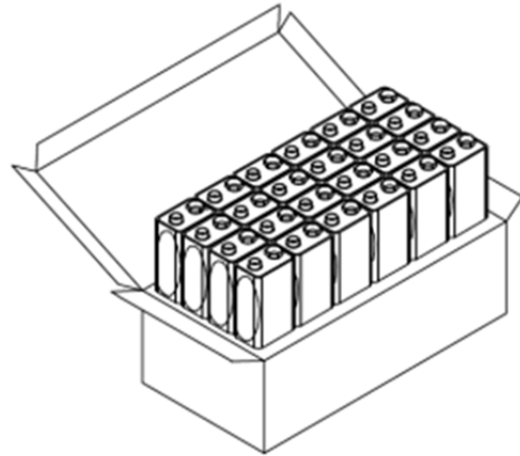
## Alkaline Manganese Dry Battery AM9VF

### 5. Brand and packaging

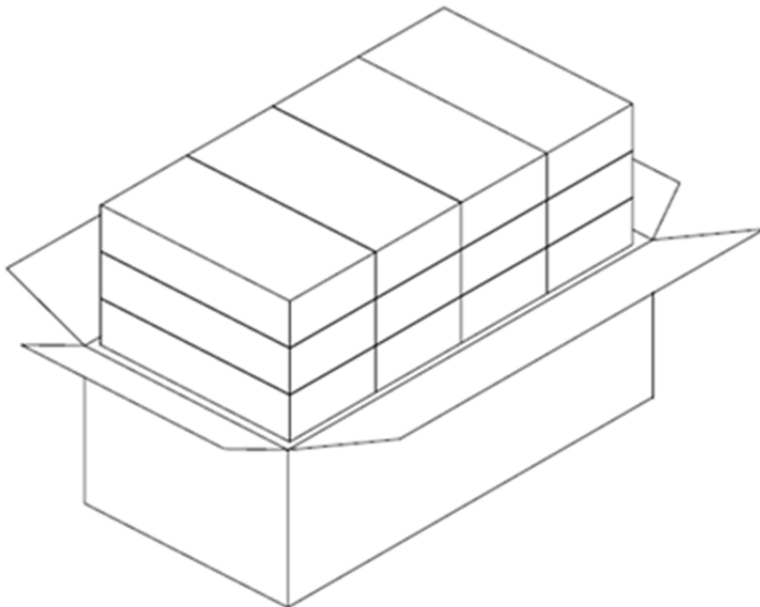
#### 5.1 Appendix 1:Standard and packaging



Alkaline Manganese  
Button Cell AM9VF



24PCS Per Display Boxes  
Boxes Measure : 161X73X52 mm



288 PCS Per Display Carton  
Carton Measure : 310X170X175 mm

5.2 Both OEM and ODM orders are welcome. Any specific design and packaging requirements will be accommodated as required.

## Alkaline Manganese Dry Battery AM9VF

### 6. Safety instructions

Warning	Danger
① Don't throw the batteries into fire or heat the batteries.	This may cause the batteries to disrupt or ignite.
② Don't directly solder the batteries.	This may damage their insulating tapes and protective installation.
③ Don't insert and use batteries with the $\oplus$ & $\ominus$ electrode inverse.	This can damage the batteries for being force charged, even may cause leakage, heat generation , disrupt, explosion or ignition.
④ Don't short-circuit the positive and negative terminals of a battery.	This may cause heat generation, leakage, explosion, fire and personal injury.
⑤ Don't expose the batteries to water.	This can cause heat generation or rust.
⑥ Don't charge and force discharge batteries.	This may cause leakage, heat generation, even explosion and ignition.
⑦ Don't disassemble or damage the external tubes of the batteries or modify the batteries(stack-up batteries) etc.	This easily results in short-circuit, leakage, even ignition.
⑧ Store unused batteries in their original packaging away from metal objects.	This can cause battery short-circuiting which may result in venting, leakage, and explosion and personal injury.
⑨ Don't crush, puncture, or otherwise mutilate to deform batteries.	This may cause venting, leakage, explosion and personal injury.
⑩ Immediately stop using the batteries if leakage, discolor or etc. with them are detected.	This may cause accidents to occur.
⑪ Don't drop or strongly strike the batteries.	This may result in leakage, heat generation, disrupt, even ignition.
⑫ To avoid using at high temperature and high /humidity ambient.	This may cause batteries early damage.
⑬ a. Be sure to use the batteries within a temperature range from 0°C to 40°C.  b. Be sure to storage the batteries within a temperature range at 20±5°C.	a. Use the batteries beyond the temperature range may cause leakage, heat generation, impaired performance, and shortening of service life of the batteries. b. Storage the batteries beyond the temperature range may cause heat generation, impaired performance, and shortening of service life of the batteries.
⑭ Don't use old batteries with new ones.	Some batteries may be over-discharged. This can result in venting, leakage, explosion and personal injury.
⑮ Don't use our batteries with any other type or brand of batteries.	Mixed-matching of batteries may result in heat generation, leakage or explosion.
⑯ Remove batteries from equipment if it is not to be used for an extended period of time.	When batteries beyond expiry period, electrolyte leakage may occur causing damage to the equipment.
⑰ Exhausted batteries should be immediately removed from equipment.	When discharged batteries are kept in the equipment for a long time, electrolyte leakage may occur causing damage to the appliance and/or personal injury.
⑱ Keep the batteries out of the reach of children.	To avoid being swallowed. If swallowed, Please see doctor immediately.
⑲ Don't allow children to replace batteries without adult supervision.	This may cause wrong operation, even may occur accident.
⑳ Please use batteries within expiry period.	When batteries beyond expiry period, electrolyte leakage may occur causing damage to the equipment. And may impair batteries performance.
㉑ Don't take batteries by hand directly. Please wear finger cots.	This may cause rust.
㉒ Don't take batteries with iron tweezer. Please use plastic tweezer.	This can cause battery short-circuiting which may result in heat generation , leakage, and explosion.

## Alkaline Manganese Dry Battery AM9VF

### Appendix 1: Test

#### 1. Storage and test conditions for samples

Unless otherwise specified, the storage and test conditions for samples shall be , as a general rule , at the temperature of  $20\pm 2^{\circ}\text{C}$  and the humidity of  $55\pm 20\%$ .

#### 2. Measuring instruments and devices

2.1 Voltmeter : The accuracy of the measuring equipment shall be  $\leq 0.25\%$  and the precision shall be  $\leq 50\%$  of the value of the last significant digit. The internal resistance of the measuring instrument shall be  $\geq 1\text{M}\Omega$ .

2.2 Load resistance : The load resistance shall include all of the external circuit, and its allowance shall be within  $\pm 0.5\%$ .

2.3 Caliper : The caliper shall be the one having precision of 0.05 millimeters or the one having the same or superior precision to this.

#### 3. Test method

3.1 Dimensions : Measurements shall be made by use of the calipers.

3.2 Appearance : Examination shall be carried out by visual inspection.

3.3 Open-circuit voltage: Measurements shall be carried out before the start of discharge of the sample by use of the voltmeter.

##### 3.4 Service output

Discharge start time: After leaving in an atmosphere at a temperature of  $20\pm 2^{\circ}\text{C}$  for at least 8 hours or more.

Discharge temperature and humidity:  $20\pm 2^{\circ}\text{C}$ ,  $55\pm 20\%$ .

Discharge method : As defined in 3.2. However discharge shall be effected for more than 5 days during 7 days and when discharge is made twice a day, an interval of 4 hours shall be elapsed between two discharges.

Discharge end-point : The instant when the closed-circuit voltage has reached below the end-point voltage (as defined in 3.2, Page 3).

##### 3.5 Overdischarge electrolyte leakage resistance

The following conditions shall be adopted for the test.

(a) Discharge start point: After keeping at the temperature of  $20\pm 2^{\circ}\text{C}$  for at least 8 hours or more

(b) Test temperature and humidity:  $20\pm 2^{\circ}\text{C}$ ,  $55\pm 20\%$

(c) Load resistance :  $180\Omega$

(d) Test method : Continuous discharge to 3.6V .

##### 3.6 High temperature electrolyte leakage resistance

The following conditions shall be adopted for the test

(a) Test temperature and humidity:  $45\pm 2^{\circ}\text{C}$ , below 70% RH.

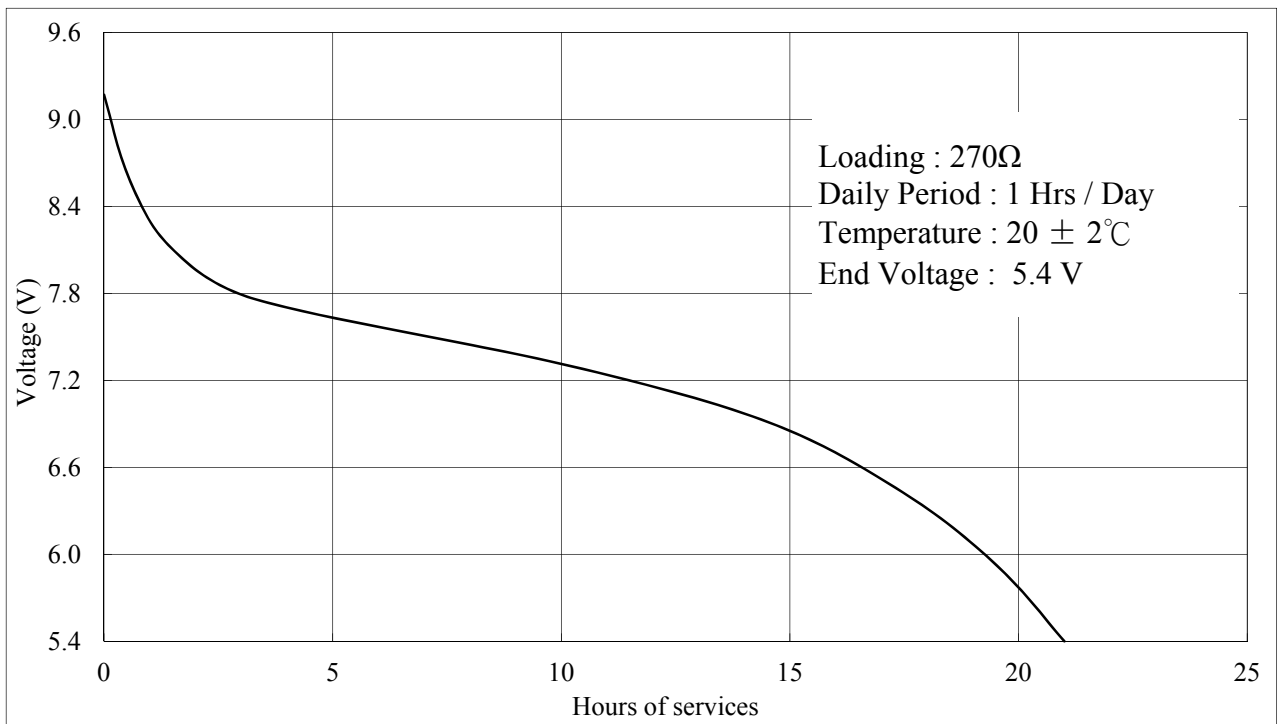
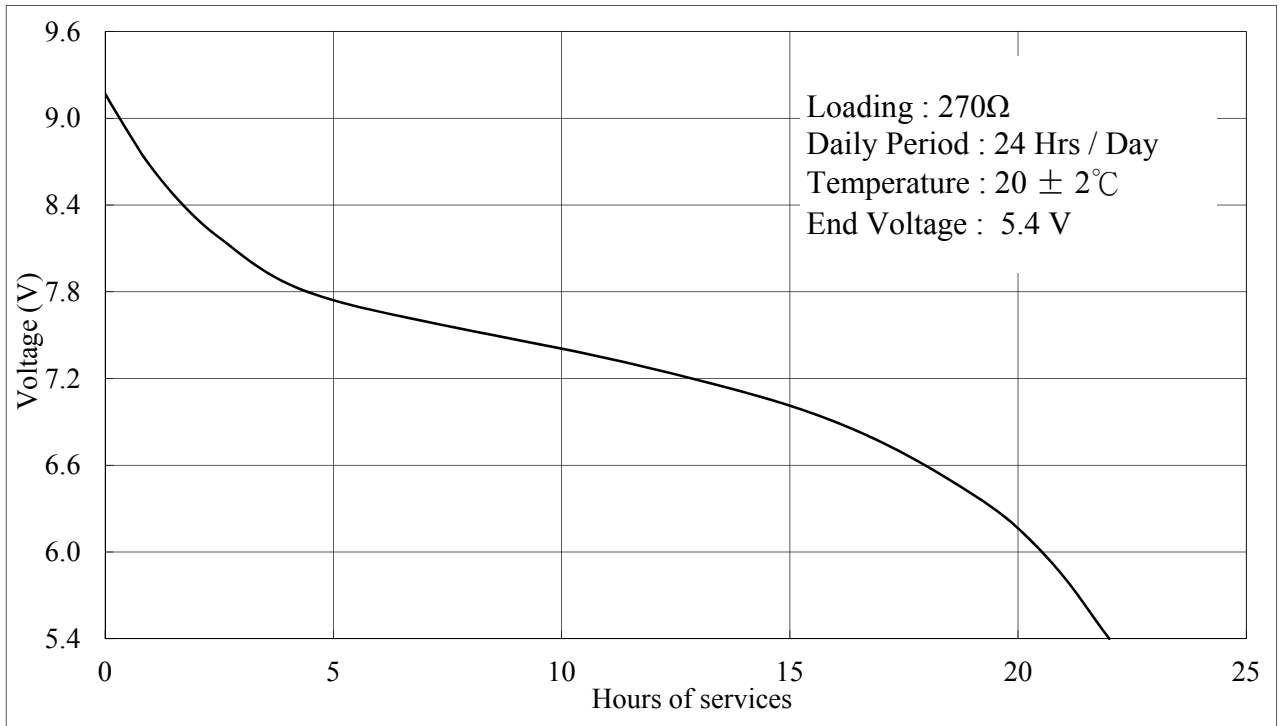
(b) Test period : 30 days

(c) Test method : Leave to stand still.

## Alkaline Manganese Dry Battery AM9VF

### Appendix 2 : Discharge Characteristics

Standard Discharge Curve :



## Alkaline Manganese Dry Battery AM9VF

Temperature Characteristic :

